



# MIRRA 300



- Anodized cast aluminum alloy
- Great distance between blade and motor for easy cleaning
- Ventilated motor
- Forged, hardened large thickness blades
- Carriage running on self-lubricating bushes and lapped pins
- Stainless steel screws and slice deflector
- Strong thickness gauge support
- Cast-in body sharpener assembly with 2 standard emery-wheels
- Compact dimensions but great cutting capacity
- Device for releasing the carriage on CE version
- Teflon coated or toothed blades are available on demand
- 25° blade inclination



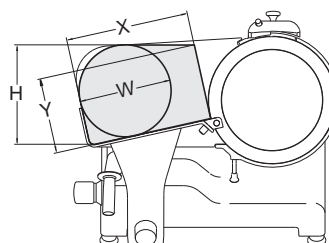
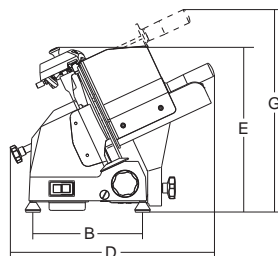
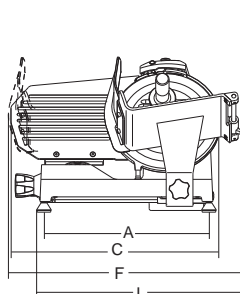
MIRRA 300 Y09



More space between blade and body machine



Enclosed and sealed belt pulley standard



	mm-inch	watt-Hp	mm	mm	mm	mm	mm	mm	mm	mm	mm	mm	mm	mm	mm	mm	kg	mm	kg	
<b>Mirra 300 Y09</b>	300/12"	210/0,29	13	285	250x275	435	295	600	610	420	640	510	535	250	185	225	210	20.5	800x600x520	23.5